

# *TOTINI Corporation*

Boro Rangamatia , Eastern Housing , Srikhondia , Ashulia , Savar , Dhaka

# MANUAL CUTTING TABLE

- Manual Cutting Table
- L 27000 x w 2100 x H 900
- Structure 3mm MS Sheet
- C-Chanel (76x38x12)mm
- 1.5 x 1.5 -1.2mm MS hollow box
- 1.25” 1.2mm Ms round pipes
- with power coated paint
- Top 25mm Melamine board
- 1 mm pvc edging



TC01

# *MANUAL CUTTING TABLE*



TC01



TC01

# ***SEWING CENTER TABLE***

- Sewing Center Table
- L 96” x w 24 “ x H 30”
- Structure by 38x25 - 1.2mm MS hollow box
- powder coated paint
- Top 18 mm melamine board
- 1mm pvc Edging with Hotmail glue by auto edge machine
- Best quality hardware nut bolt, screw putting Etc
- use where necessary all complete works.



# SEWING CENTER TABLE



# QC TABLE

- L 48" x w30" x H36"
- Structure by 1.5 x 1.5 2mm ms hollow box
- 12 x 12 1.2 mm ms hollow box
- powder coated paint
- By Locker Box
- Top & bottom 16mm melamine board
- 1mm pvc edging
- with Hotmail glue by auto edge machine



TC03

# QC TABLE



# *Input Table*

- L 96" x w 36" x H 60"
- Structure by 38x38x1.2mm & 38x25mm MS hollow box
- Powder coated paint
- Top & Rack shelf
- 18mm melamine board
- 1mm pvc edging
- with Hotmail glue by auto edge machine
- under top , Back side & 2-side covered by 16 melamine board



TC04



# *Input Table*



TC04



TC04

# *Input Rack*

- L 48" x w36" x H48"
- Structure 25x25x1.2mm MS box
- MS Rod 5mm
- powder coated paint
- 4" wheel
- Etc .Best quality Hardware use where necessary all complete works.



TC05

# *Input Rack*



# *Fabric Transport Trolley*

- 47"x31.5"x31.5"
- 38x38 1.2mm hollow box
- 25x25 1.2mm hollow box
- 1/2x1/2 1.2mm hollow box
- MS od pipes
- MS sheet
- wheel 4pc 5"
- Powder coated paint
- Etc.



# *Fabric Transport Trolley*



TC06



TC06

# WAP RACK

- L 76" x w 24"x H 44"
- 25 x 25 SS box 1.2 mm
- 12 x 12 SS box 1.2 mm
- SS Sheet 3mm
- Melamine Board 18 mm
- wheel 6"
- Polish , Etc .



TC07

# WAP RACK MS



# *Finishing Transport Trolley*



TC09



TC09



# Finishing Input Trolley For SS

- L 36" x w 24" x H 48"
- 1" x 1" 1.2mm SS hollow box
- 0.5" x 0.5" 1.2 SS hollow box
- SS Rod 5mm
- 16mm Melamine board / SS Sheet 1.2 mm
- wheel 4pc 5" 2 Sid Look & Nat bolt system
- powder coated paint Edging Etc.



TC10

# *Finishing Input Trolley For MS*

- L 36“ x w 24“ x H 48“
- 1” x 1” 1.2mm MS hollow box
- 0.5” x 0.5” 1.2 MS hollow box
- SS Rod 5mm
- 16mm Melamine board / MS Sheet 1.2 mm
- wheel 4pc 5" 2 Sid Look & Nat bolt system
- powder coated paint Edging Etc.



TC11

# *Helper Table*

- L 36“ x w 30“ x H30“
- 1.5” x 1” 1.2mm MS hollow box
- 16 mm Melamine board
- powder coated paint
- Edging, cap, screw
- Etc.



# *Helper Table*



TC13



TC13

# *Thread Cutting Table*

- L 96" x w 48" x H36"
- Structure by
- 1.5"x1.5" 1.2 mm MS hollow box
- Melamine board 16 mm
- Ms Rod 5mm
- Cap, Etc.



TC14

# *Iron Side Table*

- L 24" x w 18" x H 30"
- Structure by 1"x 1" 1.2mm MS hollow box
- powder coated paint
- Top 18mm melamine board
- 1mm pvc Edging with Hotmail glue by auto edge machine.
- all complete works .
- Etc .



# *Iron Side Table*



TC15



TC15

# *Operator Chair*

- L 15" w 16" H 17"/36"
- Structure made by 25x25x1.2mm MS box with
- powder coated paint
- 18mm melamine board
- 1mm Pvc Edging with Hotmail glue by auto edge machine .
- Etc.



CT16



# *Operator Chair*



CT18



CT17

# *Adjustable Operator Chair*



TC20



TC19

# Operator Chair

- L 42cm x w x 42cm x H 42-55 cm
- Structure made by 25x25x1.2mm MS box
- 25 1.2 mm MS od pipes
- Locker box MS sheet 1.2 mm
- by fome set
- powder coated paint
- Etc.



TC21

# *Operator Chair*

- L 42cm x w x 42cm x H 42-55 cm
- Structure made by
- 25 1.2 mm MS od pipes
- MS rod 5 mm
- Locker box MS sheet 1.2 mm
- by foam set
- powder coated paint
- Etc.



# *Sewing Side Busked (Full SS & MS)*



TC23



TC23

# *Finishing Table*

- L 96" x w 48" x 32"
- Structure 38x25 x1.2mm MS box
- powder coated paint
- 18mm melamine board
- 1mm pvc edging with Hotmail glue by auto edge machine.



# *Finishing Table*

96" x w 48" x 32"

- Structure 38x25 x1.2mm MS box
- powder coated paint
- 18mm melamine board
- 1mm pvc edging with Hotmail glue by auto edge machine



TC25

# *Fabric Relaxation Rack*

- L 48 " x w36" x H48"
- Structure 50x50x1.2mm MS Hollow box
- 25x25 1.2mm hollow box
- 25 mm OD Pipes
- MS Rod 4mm
- powder coated paint
- 6" wheel
- Etc





# *Fabric Relaxation Rack*



# *Fabric Relaxing Coffin*

- L 76" x w 24"x H 44"
- 25 x 25 SS box 1.2 mm
- 12 x 25 SS box 1.2 mm
- SS angel 3 mm
- SS Sheet 1.5mm mirror
- SS Sheet 3mm
- wheel 6ps 6"
- Polish , Etc .



# *Washing Trolley For SS Frame*

- L 48" x w 24" x H 72"
- Structure 25x25x1.2mm MS od pipes
- 1" x 1" MS box 1.2 mm
- powder coated paint
- 4" wheel
- Etc



TC28

# *Washing Trolley SS Rod & Box*

- L 60" x w 36"x H 44"
- 25 x 38 SS box 1.2 mm
- 6 mm ss Rod
- SS angel 1.5" x1.5" 4 mm
- SS Sheet 1.5mm mirror
- SS Sheet 3mm
- wheel 4ps 6"
- Polish ,



# *Washing Trolley SS pipes*

- L 60" x w 36"x H 44"
- 25 x 25 SS box 1.2 mm
- 12 x 25 SS box 1.2 mm
- SS angel 1.5" x1.5" 4 mm
- SS Sheet 1.5mm mirror
- SS Sheet 3mm
- wheel 4ps 6"
- Polish , etc .



Laundry Linen Trolley-SS-04

# *Washing Trolley SS Box*



TC32



TC31

# *Washing Trolley SS*

- L 60" x w 41.5"x H 33"
- Structure by - SS Sheet 1.5 mm
- 1" OD pipes 1.2 mm
- SS Angel 1.5" x 1.5" 4mm
- SS pallet 3mm
- wheel Hammer brand 6"
- Polish , Etc.



# Washing Round Trolley SS

- L 60" x w 41.5" x H 33"
- Structure by
- SS Sheet 1.5 mm
- 1" OD pipes 1.2 mm
- SS Angel 1.5" x 1.5" 4mm
- SS pallet 3mm
- wheel Hammer brand 6"
- Polish , Etc.





# *Washing Round Trolley SS Frame*

- L 48" x w 42" x H 72"
- Structure 25x25x1.2mm MS od pipes
- 1" x 1" MS box 1.2 mm
- powder coated paint
- 4" wheel
- Etc



# *Washing Trolley*

- L 60" x w 41.5"x H 33"
- Structure by
- SS Sheet 2 mm
- 1" OD pipes 1.2 mm
- SS Angel 1.5" x 1.5" 4mm
- SS pallet 3mm
- wheel Hammer brand 6"
- Polish , Etc



TC36

# *Cartoon Movement trolley*

- L 48" x w 24" x H6"
- 25OD Pipes 1.2 mm
- MS Sheet 1.2 mm
- wheel 4pc 5"
- powder coated paint
- Etc.



TC37

# *Cartoon Movement trolley*



# *Cartoon Movement trolley*



TC41



TC40

# *File Cabinet*

- L 18" x w 16" x H 30"
- Structure by MS Sheet 1.2 mm
- powder coated paint
- Etc



TC42

# *File Cabinet*



# *Canteen locker*

- Personal Locker 30box
- 96" X 15" X60"
- 20/22 gaus thick
- MS sheet 1.2 mm
- powder coated paint all complete.






# *Operator Dining Table With Seating bench*

- L 96" x w 30" x H 84"
- 1"x1.5" MS 1.2mm hollow box
- 1.5" x 1.5" MS 1.2 mm hollow box
- 18 mm upvc Bengal Plastic board
- powder coated paint
- Edging , cap , screw , Etc.




# *Operator Dining Table With Seating bench*



# FABRIC RACK



TC46



TC46

# *FINISH GOODS RACK*

- L 96" x w 30" x H 84"
- 3"x1" MS 1.2mm hollow box
- 1/2 x 1/2 MS 1.2 mm hollow box
- 18 mm Gorjon Ply board
- 18 mm melamine board
- powder coated paint
- Edging , cap , screw , Etc.



TC47

# ACCESSORIES RACK



# *PALLEAT*

- L 48" x w 33" x H 30"
- SS sheet 1.2mm
- SS rod 8 mm &
- SS rod 6 mm
- SS Spring 3mm
- SS Pallet
- all side Net
- all side Lock down system .



TC50

# PALLEAT



# PALLEAT





# Office Fill Rack

- L36" x w 18" x H 96"
- 16mm Melamine board
- Etc



TC52

# Office Fill Rack ( for A/c , store

- L 60" x w 18" x H 48"
- 16mm Melamine board
- Etc.



# Office WorkStation



TC53



TC53

# *Executive Table*

- L48" x w 30" x H 30"
- 16mm Melamine board
- Etc.



# GM TABLE

- L72" x w 48" x H 30"
- 16mm Melamine board
- Etc.



# *Conference Table*

- L96" x w 48" x H 30"
- 16mm Melamine board
- Etc.



TC56

# TOLL

- L15" x w 15" x H 17"
- 2" x 1" MS hollow box  
1.2 mm
- Powder coated paint
- 25 mm Melamine  
board
- Edging , cap , screw ,  
Etc.



# *GM Chair*





# *Executive chair*



TC59



TC59


# *Visitor chair*



TC60



TC60



THANK  
YOU